



# अमृत महा आवास अभियान २०२२-२३

दैनिक प्रगती अहवाल : ०७.०६.२०२३

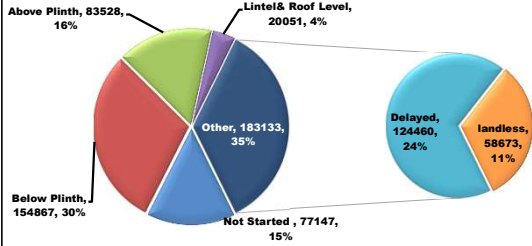
प्रधानमंत्री आवास योजना ग्रामीण – मंजूरी, पूर्ण घरकुले, हप्ते वितरण, भूमिहीन, आर्थिकदृष्ट्या अपुर्ण  
राज्य पुरस्कृत ग्रामीण आवास योजना – मंजूरी, पूर्ण घरकुले, हप्ते वितरण, आर्थिकदृष्ट्या अपुर्ण

योजना	एकूण मंजूरी	दैनिक मंजूरी	एकूण पूर्ण	दैनिक पूर्ण घरकुले	दैनिक पहिला हप्ता वितरित	दैनिक दुसरा हप्ता वितरित	दैनिक तिसरा हप्ता वितरित
प्रधानमंत्री आवास योजना ग्रामीण	१४०८३२६	०	१०७३१७६	११३४	१३०	३४७	४२८
राज्य योजना	५७६६९६	९२५	४१४६६२	२७९	२५९	२९२	३७२
एकूण	१९८५०२२	९२५	१४८७८३८	१४०५	३८९	६३९	८००

PMAY-G Completion Progress Bar

76.2%

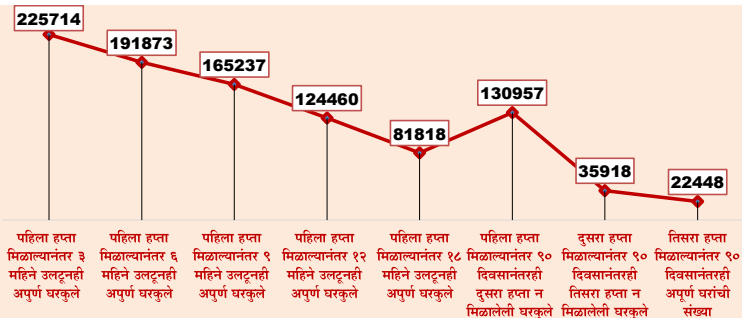
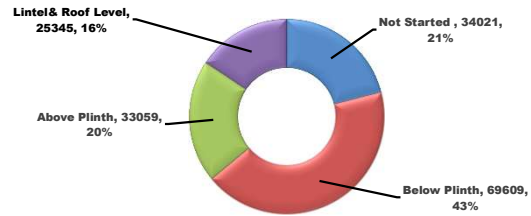
PMAY-G: Incomplete Houses bifurcation



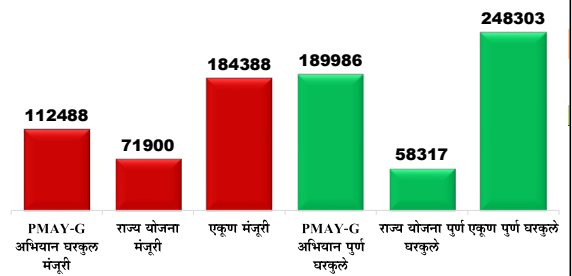
State Schemes Progress Bar

71.9%

State Schemes: Incomplete Houses bifurcation



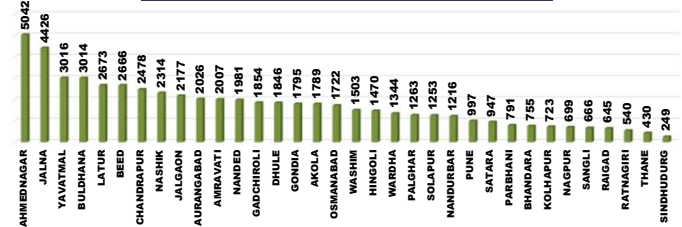
Abhiyan Achievement Day 199



PMAY-G : House completion ( Abhiyan Achievement)



State Schemes : House completion ( Abhiyan Achievement)

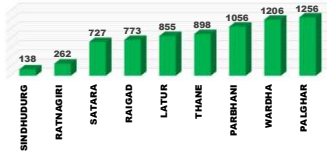


राज्य व्यवस्थापन कक्ष- ग्रामीण गृहनिर्माण

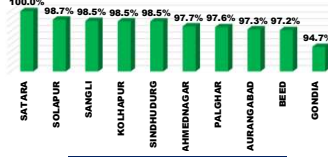
४ था मजला, दक्षिण कक्ष, सिडको भवन, सीबीडी बेलापूर, नवी मुंबई - ४०० ६१४.

# Top and Bottom Ten Districts

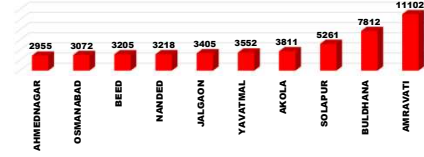
PMAY-G Delayed Houses TOP 10 Dist.



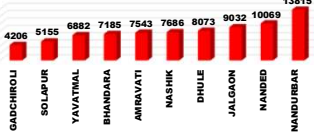
State Schemes Sanction TOP 10 Dist.



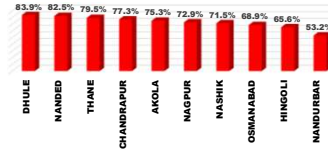
PMAY-G Remaining 1st Installments Bottom 10 Dist.



PMAY-G Delayed Houses Bottom 10 Dist.



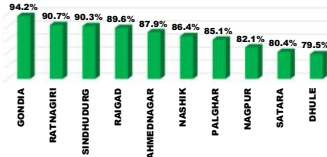
State Schemes Sanction Bottom 10 Dist.



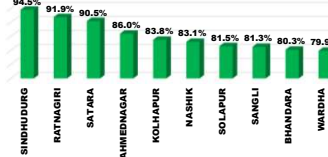
PMAY-G Remaining 2nd Installments Bottom 10 Dist.



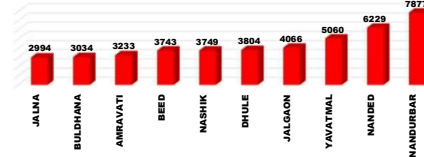
PMAY-G Completion TOP 10 Dist.



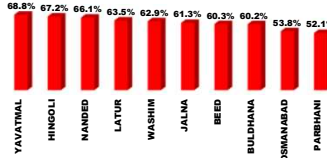
State Schemes Completion TOP 10 Dist.



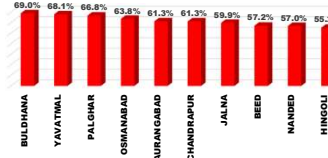
PMAY-G Remaining 3rd Installments Bottom 10 Dist.



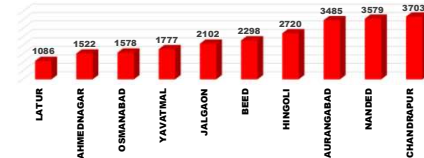
PMAY-G Completion Bottom 10 Dist.




State Schemes Completion Bottom 10 Dist.



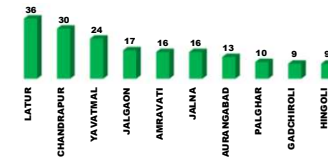
State Schemes Remaining 1st Installments Bottom 10 Dist.



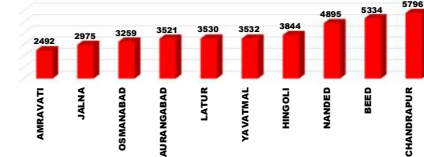
PMAY-G Daily Completion Top 10 Dist.



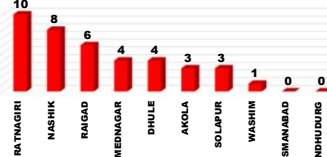
State Schemes Daily Completion Top 10 Dist.



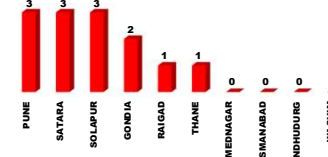
State Schemes Remaining 2nd Installments Bottom 10 Dist.



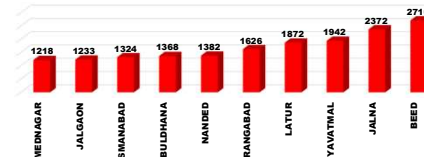
PMAY-G Daily Completion Bottom 10 Dist.



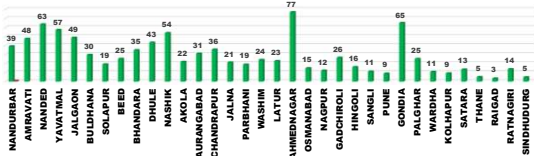
State Schemes Daily Completion Bottom 10 Dist.



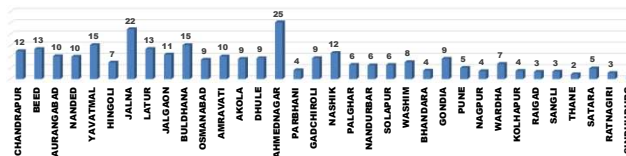
State Schemes Remaining 3rd Installments Bottom 10 Dist.



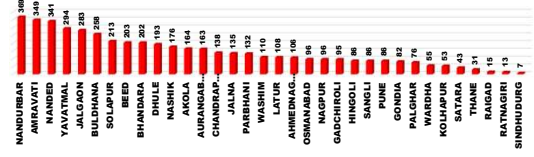
PMAY-G : Current Pace of Completion Per Day (Abhiyan)



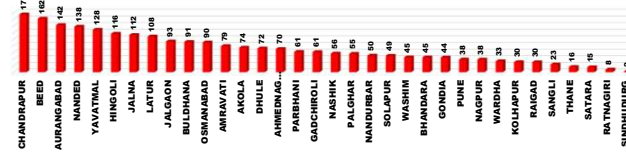
State Schemes : Current Pace of Completion Per Day (Abhiyan)



PMAY-G Required Pace of Completion Per Day



State Schemes Required Pace of Completion Per Day



प्रधानमंत्री आवास योजना ग्रामीण - मंजूरी (PWL+Awaas Plus)

Sr. No.	Division	Target (PWL+Awaas Plus)	06.06.2023	07.06.2023	Daily_Achievement	Remaining
1	NASHIK DIV.	413469	413444	413440	0	33
2	AMRAVATI DIV.	274117	274144	274114	0	4
3	AURANGABAD DIV.	237292	237281	237281	0	13
4	NAGPUR DIV.	291048	291057	291045	0	3
5	KONKAN DIV.	69611	69611	69611	0	0
6	PUNE DIV.	122850	122879	122835	0	16
<b>Total</b>		<b>1408387</b>	<b>1408416</b>	<b>1408326</b>	<b>0</b>	<b>69</b>

Sr. No.	District	Target (PWL+Awaas Plus)	06.06.2023	07.06.2023	Daily_Achievement	Remaining
1	AHMEDNAGAR	60730	60730	60730	0	0
2	AKOLA	48781	48778	48778	0	3
3	AURANGABAD	36514	36514	36514	0	0
4	BEED	35258	35253	35253	0	5
5	BHANDARA	64913	64913	64913	0	0
6	BULDHANA	44696	44696	44696	0	0
7	CHANDRAPUR	42952	42952	42952	0	0
8	DHULE	64918	64917	64917	0	1
9	GADCHIROLI	31615	31615	31615	0	0
10	GONDIA	96140	96137	96137	0	3
11	HINGOLI	18083	18083	18083	0	0
12	JALNA	24023	24023	24023	0	0
13	KOLHAPUR	17585	17585	17585	0	0
14	LATUR	20493	20493	20493	0	0
15	NAGPUR	36920	36920	36920	0	0
16	NANDED	69466	69463	69463	0	3
17	NANDURBAR	118980	118958	118958	0	22
18	NASHIK	89684	89683	89683	0	1
19	OSMANABAD	14393	14390	14390	0	3
20	PALGHAR	35188	35188	35188	0	0
21	PARBHANI	19062	19062	19062	0	0
22	PUNE	20288	20288	20288	0	0
23	RAIGAD	9820	9820	9820	0	0
24	RATNAGIRI	9871	9871	9871	0	0
25	SANGLI	21606	21606	21606	0	0
26	SINDHUDURG	5133	5133	5133	0	0
27	SOLAPUR	48388	48374	48374	0	14
28	THANE	9599	9599	9599	0	0
29	WASHIM	20355	20355	20355	0	0
30	YAVATMAL	65095	65095	65094	-1	1
31	JALGAON	79157	79156	79152	-4	5
32	WARDHA	18508	18520	18508	-12	0
33	AMRAVATI	95190	95220	95191	-29	-1
34	SATARA	14983	15026	14982	-44	1
<b>Total</b>		<b>1408387</b>	<b>1408416</b>	<b>1408326</b>	<b>0</b>	<b>61</b>

Remaining Sanction RANK

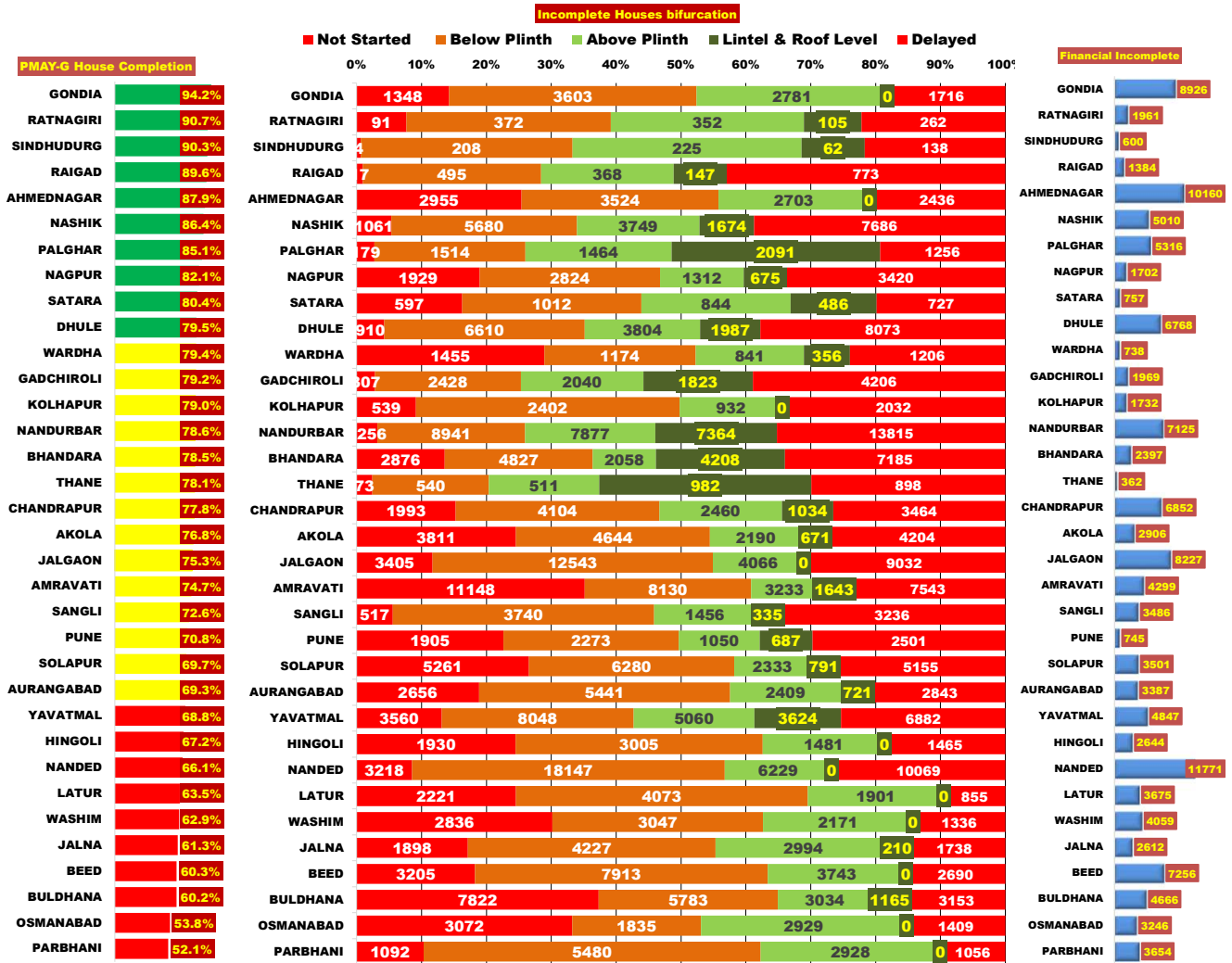
AMRAVATI	0
AURANGABAD	0
BHANDARA	0
BULDHANA	0
CHANDRAPUR	0
GADCHIROLI	0
HINGOLI	0
JALNA	0
KOLHAPUR	0
LATUR	0
NAGPUR	0
PALGHAR	0
PARBHANI	0
RAIGAD	0
RATNAGIRI	0
SANGLI	0
SINDHUDURG	0
THANE	0
WARDHA	0
WASHIM	0
DHULE	1
NASHIK	1
PUNE	1
SATARA	1
YAVATMAL	1
AKOLA	3
GONDIA	3
OSMANABAD	3
AHMEDNAGAR	4
BEED	5
JALGAON	5
NANDED	5
SOLAPUR	14
NANDURBAR	22

प्रधानमंत्री आवास योजना - ग्रामीण : भूमिहीन लाभार्थी अहवाल

Sr. No.	District	Google Sheet Report			AwaasSoft Report			
		Total Landless	Provided land	Remaining	Landless beneficiaries tagged in AwaasSoft	Landless beneficiaries provided land	Remaining Landless	Remaining Tag (provided land)
1	DHULE	18	18	0	18	18	0	0
2	GADCHIROLI	8	8	0	8	8	0	0
3	NANDURBAR	0	0	0	0	0	0	0
4	PALGHAR	11	9	2	11	11	0	-2
5	RAIGAD	6	6	0	6	6	0	0
6	RATNAGIRI	23	23	0	23	23	0	0
7	SINDHUDURG	420	420	0	420	420	0	0
8	KOLHAPUR	257	239	18	257	227	30	12
9	THANE	127	69	58	127	60	67	9
10	NANDED	362	319	43	362	242	120	77
11	GONDIA	2450	2450	0	2450	2327	123	123
12	BEED	212	125	87	212	72	140	53
13	SANGLI	430	198	232	410	144	266	54
14	PARBHANI	331	63	268	331	54	277	9
15	SATARA	1304	659	645	1083	629	454	30
16	NASHIK	1802	1300	502	1803	1152	651	148
17	WARDHA	2803	1488	1315	2730	1499	1231	-11
18	CHANDRAPUR	2769	1221	1548	2745	1505	1240	-284
19	HINGOLI	1713	795	918	1713	466	1247	329
20	JALNA	1381	406	975	1374	85	1289	321
21	AURANGABAD	3297	1733	1564	3290	1807	1483	-74
22	NAGPUR	5088	3640	1448	4976	3466	1510	174
23	LATUR	2299	1121	1178	2310	477	1833	644
24	PUNE	2924	1611	1313	2780	880	1900	731
25	JALGAON	22928	20121	2807	22857	20925	1932	-804
26	BHANDARA	5675	3634	2041	5783	3587	2196	47
27	YAVATMAL	3612	1450	2162	3659	1290	2369	160
28	OSMANABAD	2470	287	2183	2468	56	2412	231
29	WASHIM	3457	1398	2059	3436	865	2571	533
30	AHMEDNAGAR	7756	4183	3573	7745	4451	3294	-268
31	AKOLA	7072	3935	3137	7373	3942	3431	-7
32	SOLAPUR	7297	3684	3613	7218	1408	5810	2276
33	BULDHANA	15191	8937	6254	15601	7989	7612	948
34	AMRAVATI	21529	11389	10140	21513	11388	10125	1
	<b>Total</b>	<b>127022</b>	<b>76939</b>	<b>50083</b>	<b>127092</b>	<b>71479</b>	<b>55613</b>	<b>6910</b>

## प्रधानमंत्री आवास योजना ग्रामीण - पूर्ण घरकूले

Sr. No.	Division	Sanction	06.06.2023	07.06.2023	Daily Achievement	Remaining	Avg. Completed Per Day From 20.11.22 to Today	To be Completed in Per Day till 05.06.23
1	AURANGABAD DIV.	237281	149456	150033	577	87248	213	1264
2	NAGPUR DIV.	291045	244759	244913	154	46132	185	669
3	AMRAVATI DIV.	274114	192939	193055	116	81059	180	1175
4	KONKAN DIV.	69611	59702	59814	112	9797	52	142
5	NASHIK DIV.	413440	335568	335658	90	77782	262	1127
6	PUNE DIV.	122835	89618	89703	85	33132	62	480
<b>Total</b>		<b>1408326</b>	<b>1072042</b>	<b>1073176</b>	<b>1134</b>	<b>335150</b>	<b>955</b>	<b>4857</b>



प्रधानमंत्री आवास योजना ग्रामीण - पूर्ण घरकूले

Sr. No.	District	Sanction	06.06.2023	07.06.2023	Daily Achievement	Remaining	Avg. Completed Per Day From 20.11.22 to Today	To be Completed in Per Day till 05.06.23
1	NANDED	69463	45460	45943	483	23520	63	341
2	PALGHAR	35188	29861	29940	79	5248	25	76
3	YAVATMAL	65094	44747	44810	63	20284	57	294
4	CHANDRAPUR	42952	33365	33413	48	9539	36	138
5	NANDURBAR	118958	93475	93520	45	25438	39	369
6	KOLHAPUR	17585	13854	13894	40	3691	9	53
7	AMRAVATI	95191	71049	71083	34	24108	48	349
8	BHANDARA	64913	50913	50944	31	13969	35	202
9	JALGAON	79152	59578	59607	29	19545	49	283
10	GONDIA	96137	90488	90513	25	5624	65	82
11	LATUR	20493	12992	13017	25	7476	23	108
12	AURANGABAD	36514	25265	25288	23	11226	31	163
13	NAGPUR	36920	30286	30309	23	6611	12	96
14	SATARA	14982	12026	12043	17	2939	13	43
15	THANE	9599	7476	7493	17	2106	5	31
16	BULDHANA	44696	26887	26902	15	17794	30	258
17	WARDHA	18508	14680	14694	14	3814	11	55
18	GADCHIROLI	31615	25027	25040	13	6575	26	95
19	PARBHANI	19062	9912	9925	13	9137	19	132
20	PUNE	20288	14360	14373	13	5915	9	86
21	BEED	35253	21238	21250	12	14003	25	203
22	SANGLI	21606	15672	15684	12	5922	11	86
23	JALNA	24023	14713	14724	11	9299	21	135
24	HINGOLI	18083	12139	12149	10	5934	16	86
25	RATNAGIRI	9871	8941	8951	10	920	14	13
26	NASHIK	89683	77511	77519	8	12164	54	176
27	RAIGAD	9820	8790	8796	6	1024	3	15
28	AHMEDNAGAR	60730	53402	53406	4	7324	77	106
29	DHULE	64917	51602	51606	4	13311	43	193
30	AKOLA	48778	37459	37462	3	11316	22	164
31	SOLAPUR	48374	33706	33709	3	14665	19	213
32	WASHIM	20355	12797	12798	1	7557	24	110
33	OSMANABAD	14390	7737	7737	0	6653	15	96
34	SINDHUDURG	5133	4634	4634	0	499	5	7
<b>Total</b>		<b>1408326</b>	<b>1072042</b>	<b>1073176</b>	<b>1134</b>	<b>335150</b>	<b>955</b>	<b>4857</b>



राज्यपुरस्कृत आवास योजना ग्रामीण - मंजूरी

Sr. No.	Division	Target	06.06.2023	07.06.2023	Daily_Achievement	Remaining
1	NAGPUR DIV.	118430	98393	98718	325	19712
2	AURANGABAD DIV.	200327	171763	171991	228	28336
3	AMRAVATI DIV.	110155	96110	96296	186	13859
4	NASHIK DIV.	141552	114030	114157	127	27395
5	KONKAN DIV.	34744	32087	32132	45	2612
6	PUNE DIV.	65859	63388	63402	14	2457
<b>Total</b>		<b>671067</b>	<b>575771</b>	<b>576696</b>	<b>925</b>	<b>94371</b>

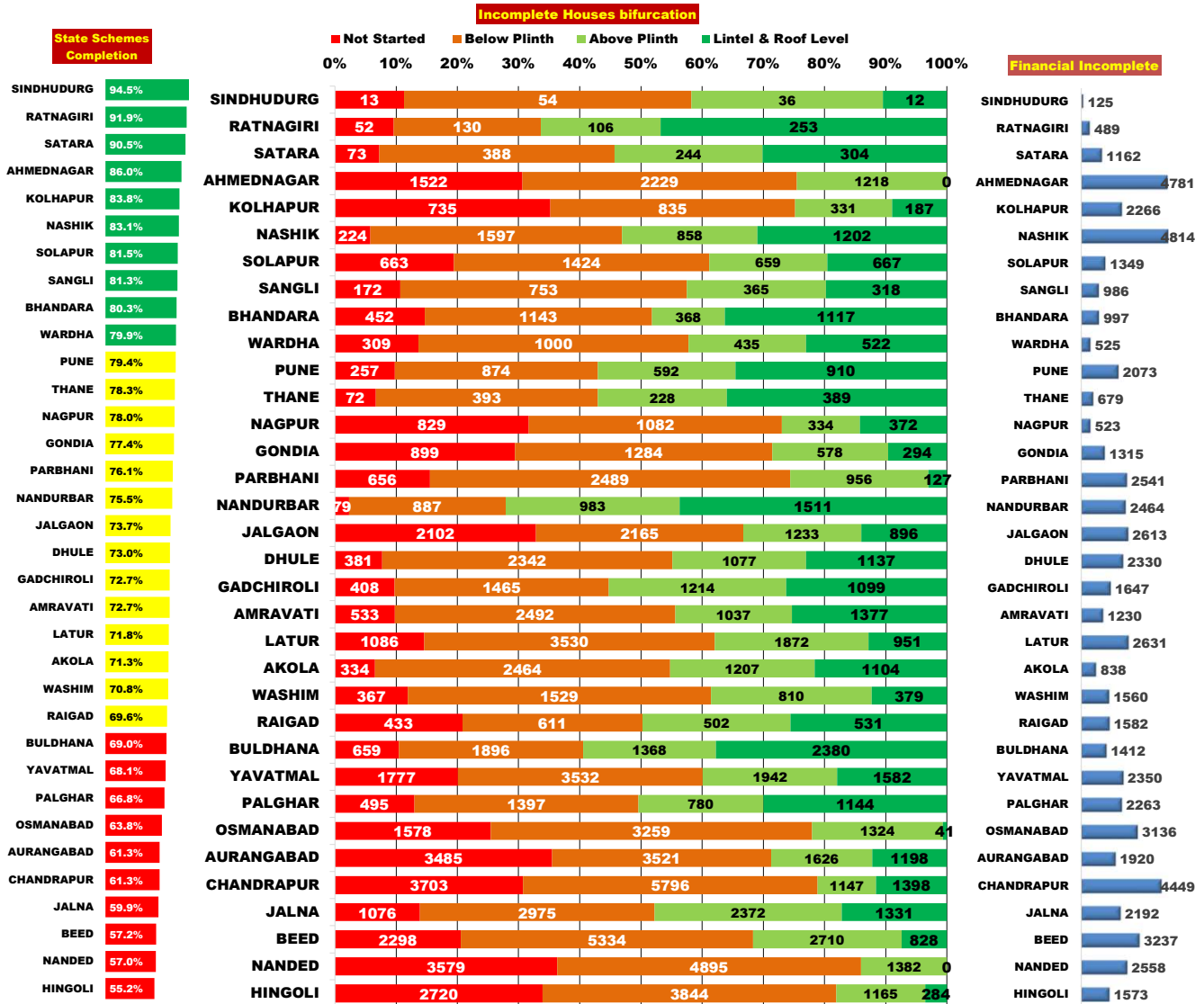
Sr. No.	District	Target	06.06.2023	07.06.2023	Daily_Achievement	Remaining
1	CHANDRAPUR	40285	30802	31127	325	9158
2	HINGOLI	27298	17678	17905	227	9393
3	YAVATMAL	30045	27463	27647	184	2398
4	JALGAON	25851	24211	24338	127	1513
5	RAIGAD	7418	6797	6842	45	576
6	PUNE	14672	12765	12779	14	1893
7	WASHIM	11503	10565	10567	2	936
8	JALNA	20609	19348	19349	1	1260
9	AHMEDNAGAR	35298	34499	34499	0	799
10	AKOLA	23681	17832	17832	0	5849
11	AMRAVATI	23224	19907	19907	0	3317
12	AURANGABAD	26141	25429	25429	0	712
13	BEED	26878	26119	26119	0	759
14	BHANDARA	17612	15606	15606	0	2006
15	BULDHANA	21702	20343	20343	0	1359
16	DHULE	21790	18272	18272	0	3518
17	GADCHIROLI	16834	15349	15349	0	1485
18	GONDIA	14261	13500	13500	0	761
19	KOLHAPUR	13090	12890	12890	0	200
20	LATUR	28004	26342	26342	0	1662
21	NAGPUR	16291	11872	11872	0	4419
22	NANDED	26760	22064	22064	0	4696
23	NANDURBAR	26578	14141	14141	0	12437
24	NASHIK	32035	22907	22907	0	9128
25	OSMANABAD	24853	17116	17116	0	7737
26	PALGHAR	11792	11509	11509	0	283
27	PARBHANI	19784	17667	17667	0	2117
28	RATNAGIRI	7129	6690	6690	0	439
29	SANGLI	8732	8604	8604	0	128
30	SATARA	10647	10647	10647	0	0
31	SINDHUDURG	2141	2108	2108	0	33
32	SOLAPUR	18718	18482	18482	0	236
33	THANE	6264	4983	4983	0	1281
34	WARDHA	13147	11264	11264	0	1883
<b>Total</b>		<b>671067</b>	<b>575771</b>	<b>576696</b>	<b>925</b>	<b>94371</b>

Remaining Sanction RANK

SATARA	0
SINDHUDURG	33
SANGLI	128
KOLHAPUR	200
SOLAPUR	236
PALGHAR	283
RATNAGIRI	439
RAIGAD	576
AURANGABAD	712
BEED	759
GONDIA	761
AHMEDNAGAR	799
WASHIM	936
JALNA	1260
THANE	1281
BULDHANA	1359
GADCHIROLI	1485
JALGAON	1513
LATUR	1662
WARDHA	1883
PUNE	1893
BHANDARA	2006
PARBHANI	2117
YAVATMAL	2398
AMRAVATI	3317
DHULE	3518
NAGPUR	4419
NANDED	4696
AKOLA	5849
OSMANABAD	7737
NASHIK	9128
CHANDRAPUR	9158
HINGOLI	9393
NANDURBAR	12437

## राज्यपुरस्कृत आवास योजना ग्रामीण - पूर्ण घरकूले

Sr. No.	Division	Sanction	06.06.2023	07.06.2023	Daily Achievement	Remaining	Avg. Completed Per Day From 20.11.22 to Today	To be Completed in Per Day till 05.06.23
1	AURANGABAD DIV.	171991	107772	107861	89	64130	89	929
2	NAGPUR DIV.	98718	71407	71470	63	27248	45	395
3	AMRAVATI DIV.	96296	67475	67527	52	28769	57	417
4	NASHIK DIV.	114157	90620	90652	32	23505	63	341
5	KONKAN DIV.	32132	24482	24501	19	7631	16	111
6	PUNE DIV.	63402	52635	52651	16	10751	23	156
<b>Total</b>		<b>576696</b>	<b>414391</b>	<b>414662</b>	<b>271</b>	<b>162034</b>	<b>293</b>	<b>2348</b>





राज्यपुरस्कृत आवास योजना ग्रामीण - पूर्ण घरकूले

Sr. No.	District	Sanction	06.06.2023	07.06.2023	Daily Achievement	Remaining	Avg. Completed Per Day From 20.11.22 to Today	To be Completed in Per Day till 05.06.23
1	LATUR	26342	18867	18903	36	7439	13	108
2	CHANDRAPUR	31127	19053	19083	30	12044	12	175
3	YAVATMAL	27647	18790	18814	24	8833	15	128
4	JALGAON	24338	17925	17942	17	6396	11	93
5	AMRAVATI	19907	14452	14468	16	5439	10	79
6	JALNA	19349	11579	11595	16	7754	22	112
7	AURANGABAD	25429	15586	15599	13	9830	10	142
8	PALGHAR	11509	7683	7693	10	3816	6	55
9	GADCHIROLI	15349	11154	11163	9	4186	9	61
10	HINGOLI	17905	9883	9892	9	8013	7	116
11	WARDHA	11264	8990	8998	8	2266	7	33
12	BEED	26119	14942	14949	7	11170	13	162
13	BHANDARA	15606	12519	12526	7	3080	4	45
14	BULDHANA	20343	14033	14040	7	6303	15	91
15	NAGPUR	11872	9248	9255	7	2617	4	38
16	RATNAGIRI	6690	6142	6149	7	541	3	8
17	DHULE	18272	13329	13335	6	4937	9	72
18	NANDURBAR	14141	10675	10681	6	3460	6	50
19	AKOLA	17832	12718	12723	5	5109	9	74
20	NANDED	22064	12566	12570	4	9494	10	138
21	PARBHANI	17667	13435	13439	4	4228	4	61
22	SANGLI	8604	6992	6996	4	1608	3	23
23	KOLHAPUR	12890	10799	10802	3	2088	4	30
24	NASHIK	22907	19023	19026	3	3881	12	56
25	PUNE	12779	10143	10146	3	2633	5	38
26	SATARA	10647	9635	9638	3	1009	5	15
27	SOLAPUR	18482	15066	15069	3	3413	6	49
28	GONDIA	13500	10443	10445	2	3055	9	44
29	RAIGAD	6842	4764	4765	1	2077	3	30
30	THANE	4983	3900	3901	1	1082	2	16
31	AHMEDNAGAR	34499	29668	29668	0	4831	25	70
32	OSMANABAD	17116	10914	10914	0	6202	9	90
33	SINDHUDURG	2108	1993	1993	0	115	1	2
34	WASHIM	10567	7482	7482	0	3085	8	45
<b>Total</b>		<b>576696</b>	<b>414391</b>	<b>414662</b>	<b>271</b>	<b>162034</b>	<b>293</b>	<b>2348</b>

प्रधानमंत्री आवास योजना ग्रामीण - हप्ते वितरण

Sr. No.	Division	1st Installment (Daily Achivement)	1st Installment Remaining	2nd Installment (Daily Achivement)	2nd Installment Remaining	3rd Installment (Daily Achivement)	3rd Installment Remaining
1	AMRAVATI DIV.	43	29110	123	29652	94	15688
2	NAGPUR DIV.	10	9692	74	18960	152	11492
3	PUNE DIV.	55	8693	55	15707	53	6615
4	AURANGABAD DIV.	4	19261	48	50121	49	24614
5	NASHIK DIV.	17	9587	27	37298	54	22199
6	KONKAN DIV.	1	361	20	3129	26	2920
<b>Total</b>		<b>130</b>	<b>76704</b>	<b>347</b>	<b>154867</b>	<b>428</b>	<b>83528</b>

PMAY-G 1st Ins Pending

SINDHUDURG	4
RAIGAD	14
THANE	73
RATNAGIRI	91
PALGHAR	179
GADCHIROLI	284
SANGLI	391
KOLHAPUR	539
SATARA	597
DHULE	910
NASHIK	1061
PARBHANI	1092
NANDURBAR	1256
GONDIA	1348
WARDHA	1443
NAGPUR	1800
JALNA	1868
PUNE	1905
HINGOLI	1930
CHANDRAPUR	1941
LATUR	2221
AURANGABAD	2655
WASHIM	2833
BHANDARA	2876
AHMEDNAGAR	2955
OSMANABAD	3072
BEED	3205
NANDED	3218
JALGAON	3405
YAVATMAL	3552
AKOLA	3811
SOLAPUR	5261
BULDHANA	7812
AMRAVATI	11102

PMAY-G 2nd Ins Pending

SINDHUDURG	208
RATNAGIRI	372
RAIGAD	495
THANE	540
SATARA	1012
WARDHA	1174
PALGHAR	1514
OSMANABAD	1835
PUNE	2273
KOLHAPUR	2402
GADCHIROLI	2428
NAGPUR	2824
HINGOLI	3005
WASHIM	3047
AHMEDNAGAR	3524
GONDIA	3603
SANGLI	3740
LATUR	4073
CHANDRAPUR	4104
JALNA	4227
AKOLA	4644
BHANDARA	4827
AURANGABAD	5441
PARBHANI	5480
NASHIK	5680
BULDHANA	5783
SOLAPUR	6280
DHULE	6610
BEED	7913
YAVATMAL	8048
AMRAVATI	8130
NANDURBAR	8941
JALGAON	12543
NANDED	18147

PMAY-G 3rd Ins Pending

SINDHUDURG	225
RATNAGIRI	352
RAIGAD	368
THANE	511
WARDHA	841
SATARA	844
KOLHAPUR	932
PUNE	1050
NAGPUR	1312
SANGLI	1456
PALGHAR	1464
HINGOLI	1481
LATUR	1901
GADCHIROLI	2040
BHANDARA	2058
WASHIM	2171
AKOLA	2190
SOLAPUR	2333
AURANGABAD	2409
CHANDRAPUR	2460
AHMEDNAGAR	2703
GONDIA	2781
PARBHANI	2928
OSMANABAD	2929
JALNA	2994
BULDHANA	3034
AMRAVATI	3233
BEED	3743
NASHIK	3749
DHULE	3804
JALGAON	4066
YAVATMAL	5060
NANDED	6229
NANDURBAR	7877

प्रधानमंत्री आवास योजना ग्रामीण - हप्ते वितरण

Sr. No.	District	1st Installment (Daily Achivement)	1st Installment Remaining	2nd Installment (Daily Achivement)	2nd Installment Remaining	3rd Installment (Daily Achivement)	3rd Installment Remaining
1	WASHIM	28	2833	20	3047	44	2171
2	NAGPUR	3	1800	21	2824	49	1312
3	AMRAVATI	5	11102	38	8130	28	3233
4	SOLAPUR	14	5261	34	6280	15	2333
5	PUNE	35	1905	11	2273	7	1050
6	NANDED	1	3218	32	18147	19	6229
7	YAVATMAL	2	3552	29	8048	19	5060
8	BHANDARA	3	2876	10	4827	32	2058
9	GONDIA	0	1348	13	3603	30	2781
10	NASHIK	3	1061	18	5680	22	3749
11	CHANDRAPUR	3	1941	14	4104	16	2460
12	GADCHIROLI	1	284	13	2428	16	2040
13	AHMEDNAGAR	12	2955	7	3524	9	2703
14	PALGHAR	1	179	7	1514	18	1464
15	AURANGABAD	0	2655	5	5441	20	2409
16	KOLHAPUR	0	539	4	2402	21	932
17	BULDHANA	8	7812	14	5783	2	3034
18	NANDURBAR	0	1256	1	8941	23	7877
19	AKOLA	0	3811	22	4644	1	2190
20	SANGLI	6	391	5	3740	1	1456
21	WARDHA	0	1443	3	1174	9	841
22	SATARA	-12	597	1	1012	9	844
23	THANE	0	73	10	540	0	511
24	LATUR	2	2221	4	4073	2	1901
25	RATNAGIRI	0	91	1	372	6	352
26	BEED	0	3205	4	7913	2	3743
27	JALNA	0	1868	0	4227	4	2994
28	RAIGAD	0	14	2	495	2	368
29	OSMANABAD	1	3072	1	1835	1	2929
30	DHULE	2	910	0	6610	0	3804
31	HINGOLI	0	1930	2	3005	0	1481
32	JALGAON	0	3405	1	12543	0	4066
33	PARBHANI	0	1092	0	5480	1	2928
34	SINDHUDURG	0	4	0	208	0	225
	<b>Total</b>	<b>130</b>	<b>76704</b>	<b>347</b>	<b>154867</b>	<b>428</b>	<b>83528</b>

राज्यपुरस्कृत आवास योजना ग्रामीण - हप्ते वितरण

Sr. No.	Division	1st Installment (Daily Achivement)	1st Installment Remaining	2nd Installment (Daily Achivement)	2nd Installment Remaining	3rd Installment (Daily Achivement)	3rd Installment Remaining
1	AURANGABAD DIV.	199	16478	155	29847	199	13407
2	AMRAVATI DIV.	32	3670	90	11913	135	6364
3	NAGPUR DIV.	28	6600	11	11770	8	4076
4	NASHIK DIV.	0	4308	31	9220	9	5369
5	PUNE DIV.	0	1900	5	4274	10	2191
6	KONKAN DIV.	0	1065	0	2585	11	1652
<b>Total</b>		<b>259</b>	<b>34021</b>	<b>292</b>	<b>69609</b>	<b>372</b>	<b>33059</b>

State Schemes 1st Ins Pending

SINDHUDURG	13
RATNAGIRI	52
THANE	72
SATARA	73
NANDURBAR	79
SANGLI	172
NASHIK	224
PUNE	257
WARDHA	309
AKOLA	334
WASHIM	367
DHULE	381
GADCHIROLI	408
RAIGAD	433
BHANDARA	452
PALGHAR	495
AMRAVATI	533
PARBHANI	656
BULDHANA	659
SOLAPUR	663
KOLHAPUR	735
NAGPUR	829
GONDIA	899
JALNA	1076
LATUR	1086
AHMEDNAGAR	1522
OSMANABAD	1578
YAVATMAL	1777
JALGAON	2102
BEED	2298
HINGOLI	2720
AURANGABAD	3485
NANDED	3579
CHANDRAPUR	3703

State Schemes 2nd Ins Pending

SINDHUDURG	54
RATNAGIRI	130
SATARA	388
THANE	393
RAIGAD	611
SANGLI	753
KOLHAPUR	835
PUNE	874
NANDURBAR	887
WARDHA	1000
NAGPUR	1082
BHANDARA	1143
GONDIA	1284
PALGHAR	1397
SOLAPUR	1424
GADCHIROLI	1465
WASHIM	1529
NASHIK	1597
BULDHANA	1896
JALGAON	2165
AHMEDNAGAR	2229
DHULE	2342
AKOLA	2464
PARBHANI	2489
AMRAVATI	2492
JALNA	2975
OSMANABAD	3259
AURANGABAD	3521
LATUR	3530
YAVATMAL	3532
HINGOLI	3844
NANDED	4895
BEED	5334
CHANDRAPUR	5796

State Schemes 3rd Ins Pending

SINDHUDURG	36
RATNAGIRI	106
THANE	228
SATARA	244
KOLHAPUR	331
NAGPUR	334
SANGLI	365
BHANDARA	368
WARDHA	435
RAIGAD	502
GONDIA	578
PUNE	592
SOLAPUR	659
PALGHAR	780
WASHIM	810
NASHIK	858
PARBHANI	956
NANDURBAR	983
AMRAVATI	1037
DHULE	1077
CHANDRAPUR	1147
HINGOLI	1165
AKOLA	1207
GADCHIROLI	1214
AHMEDNAGAR	1218
JALGAON	1233
OSMANABAD	1324
BULDHANA	1368
NANDED	1382
AURANGABAD	1626
LATUR	1872
YAVATMAL	1942
JALNA	2372
BEED	2710

राज्यपुरस्कृत आवास योजना ग्रामीण -हप्ते वितरण

Sr. No.	District	1st Installment (Daily Achivement)	1st Installment Remaining	2nd Installment (Daily Achivement)	2nd Installment Remaining	3rd Installment (Daily Achivement)	3rd Installment Remaining
1	BEED	155	2298	34	5334	54	2710
2	AKOLA	24	334	46	2464	77	1207
3	HINGOLI	0	2720	55	3844	46	1165
4	JALNA	3	1076	18	2975	51	2372
5	LATUR	7	1086	26	3530	34	1872
6	BULDHANA	5	659	20	1896	24	1368
7	NANDED	13	3579	12	4895	13	1382
8	YAVATMAL	2	1777	11	3532	24	1942
9	AURANGABAD	21	3485	10	3521	1	1626
10	NAGPUR	17	829	5	1082	1	334
11	JALGAON	0	2102	16	2165	6	1233
12	WASHIM	0	367	11	1529	3	810
13	CHANDRAPUR	10	3703	2	5796	0	1147
14	AMRAVATI	1	533	2	2492	7	1037
15	PALGHAR	0	495	0	1397	10	780
16	DHULE	0	381	8	2342	0	1077
17	KOLHAPUR	0	735	3	835	4	331
18	NASHIK	0	224	5	1597	0	858
19	AHMEDNAGAR	0	1522	2	2229	2	1218
20	BHANDARA	0	452	2	1143	2	368
21	GADCHIROLI	0	408	2	1465	2	1214
22	PUNE	0	257	1	874	3	592
23	SATARA	-1	73	0	388	3	244
24	WARDHA	0	309	0	1000	3	435
25	GONDIA	1	899	0	1284	0	578
26	NANDURBAR	0	79	0	887	1	983
27	SINDHUDURG	0	13	0	54	1	36
28	SOLAPUR	0	663	1	1424	0	659
29	OSMANABAD	0	1578	0	3259	0	1324
30	PARBHANI	0	656	0	2489	0	956
31	RATNAGIRI	0	52	0	130	0	106
32	SANGLI	0	172	0	753	0	365
33	THANE	0	72	0	393	0	228
34	RAIGAD	-2	433	0	611	0	502
	<b>Total</b>	<b>259</b>	<b>34021</b>	<b>292</b>	<b>69609</b>	<b>372</b>	<b>33059</b>

## प्रधानमंत्री आवास योजना ग्रामीण - Delayed Houses

■ पहिला हप्ता मिळाल्यानंतर १२ महिने उलटूनही अपूर्ण घरकुले     
 ■ पहिला हप्ता मिळाल्यानंतर १८ महिने उलटूनही अपूर्ण घरकुले     
 ■ पहिला हप्ता मिळाल्यानंतर १० दिवसानंतरही दुसरा हप्ता न मिळालेले घरकुले  
■ दुसरा हप्ता मिळाल्यानंतर १० दिवसानंतरही तिसरा हप्ता न मिळालेले घरकुले     
 ■ तिसरा हप्ता मिळाल्यानंतर १० दिवसानंतरही अपूर्ण घरांची संख्या

AHMEDNAGAR	2436	1580	3170	1706	33
AKOLA	4204	3366	3522	862	556
AMRAVATI	7543	5345	6916	1502	1038
AURANGABAD	2843	2203	4850	1134	486
BEED	2690	1795	6784	1822	436
BHANDARA	7185	4936	4411	802	2307
BULDHANA	3153	2107	4231	932	758
CHANDRAPUR	3464	1920	3423	798	324
DHULE	8073	4011	5750	2376	1612
GADCHIROLI	4206	2362	2200	1189	958
GONDIA	1716	1594	3055	1066	123
HINGOLI	1465	649	2649	512	105
JALGAON	9032	6447	11015	2133	632
JALNA	1738	1058	3343	916	349
KOLHAPUR	2032	706	2279	312	80
LATUR	855	695	2937	506	44
NAGPUR	3420	2267	2522	439	578
NANDED	10069	8468	14868	2157	310
NANDURBAR	13815	9860	7956	4819	5369
NASHIK	7686	3490	4830	2086	1437
OSMANABAD	1409	576	1216	452	6
PALGHAR	1256	617	1260	749	720
PARBHANI	1056	716	4752	710	128
PUNE	2501	1685	1942	556	513
RAIGAD	773	234	467	253	166
RATNAGIRI	262	39	336	148	82
SANGLI	3236	2221	3339	600	192
SATARA	727	350	829	260	185
SINDHUDURG	138	74	194	75	24
SOLAPUR	5155	4509	5130	1241	569
THANE	898	187	501	200	339
WARDHA	1206	760	936	226	224
WASHIM	1336	791	2441	480	55
YAVATMAL	6882	4200	6903	1899	1710